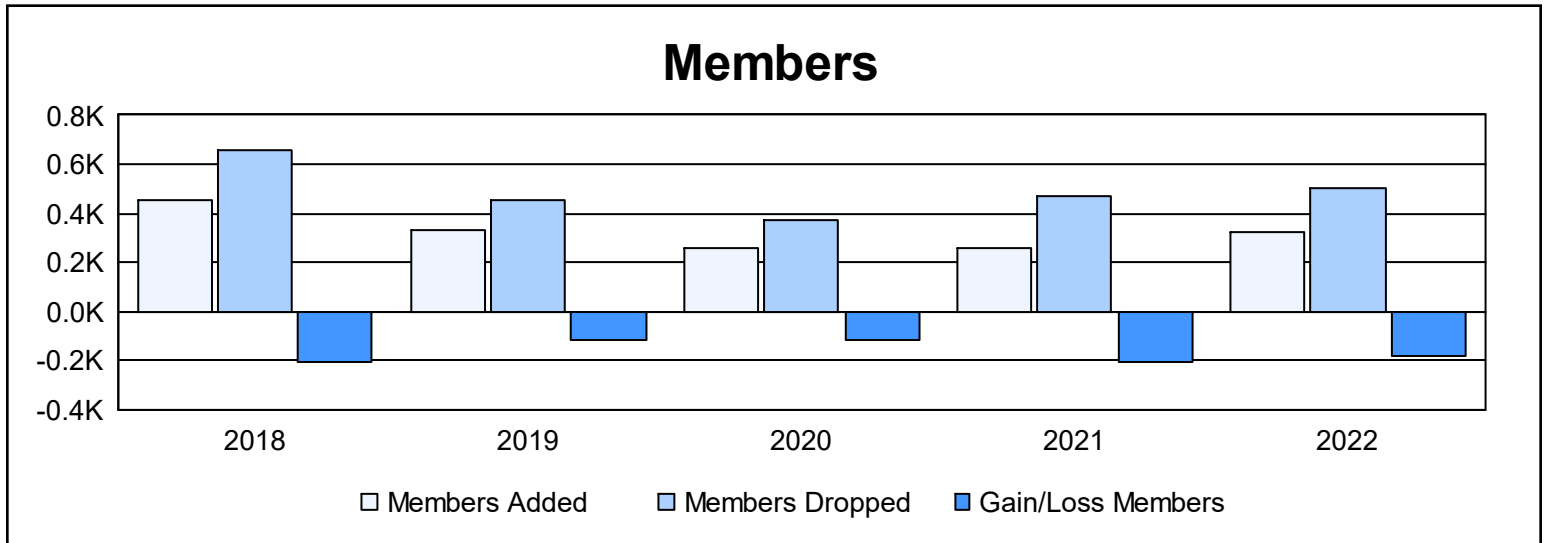
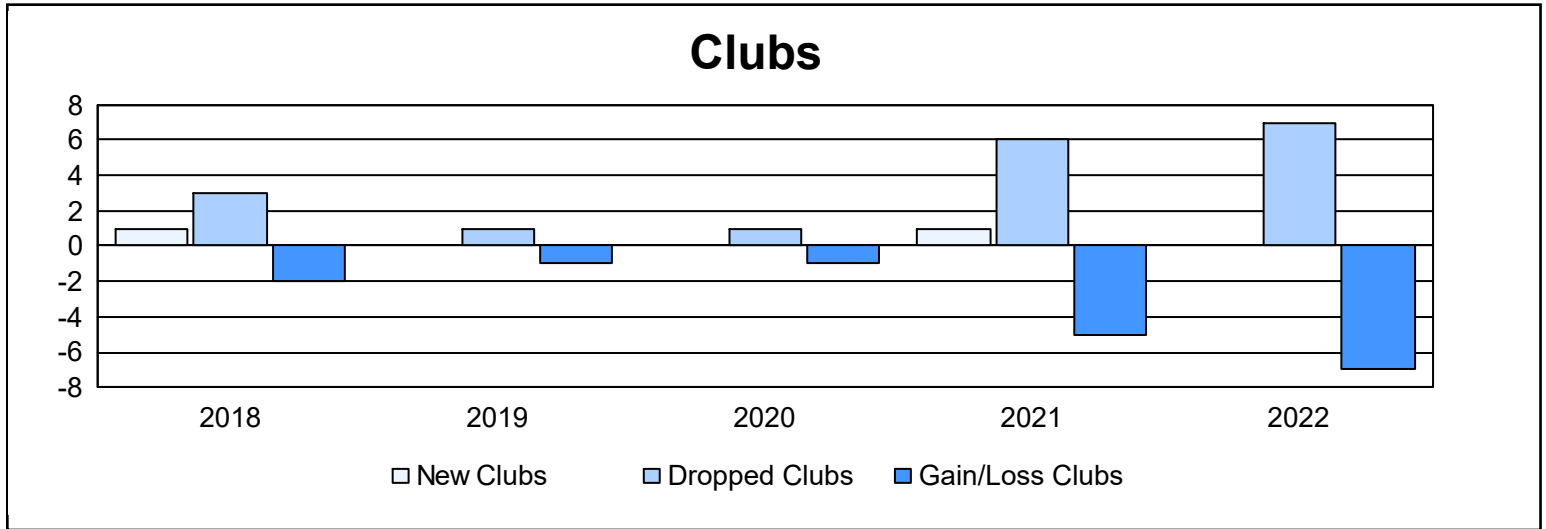


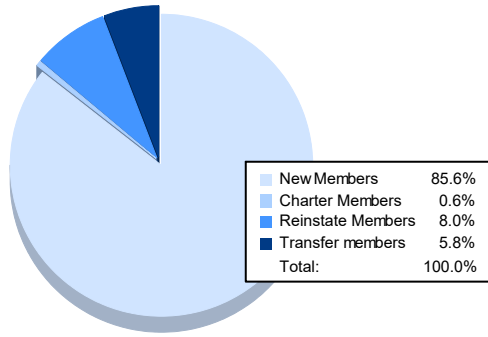
Multiple District C

As of June 2022 Cumulative

Year	New Clubs	Dropped Clubs	Gain/ Loss Clubs	New Members	Charter Members	Reinstate Members	Transfer Members	Total Member Added	Total Members Dropped	Gain/ Loss Members
2017-2018	1	3	-2	361	37	12	40	450	658	-208
2018-2019	0	1	-1	287	6	21	20	334	451	-117
2019-2020	0	1	-1	222	1	15	18	256	375	-119
2020-2021	1	6	-5	175	34	16	32	257	466	-209
2021-2022	0	7	-7	280	2	26	19	327	506	-179
Average	0	4	-3	265	16	18	26	325	491	-166



Membership Composition June 2022 Cumulative



Gender Composition June 2022 Cumulative

